

AOSIF Cummins Series

Product introduction

AOSiF
POWER GENERATOR



Model AM3300 Generator set

3000KVA/2400KW



XIAMEN AOSIF ENGINEERING LTD.

General Performance Data

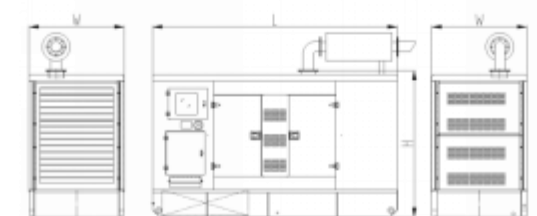
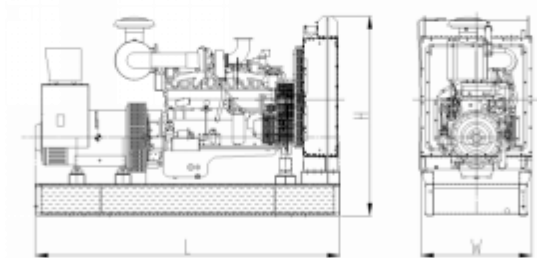
Prime Power	3000KVA/2400KW	Engine	Brand	Cummins
Stand by Power	3300KVA/2640KW		Model	20V4000G34F
Frequency/Speed	50Hz/1500rpm	Control module	Deeppsea 6120	
Rated Power Factor(cosφ)	0.8	Rated Current	4330A	
Standard Voltage	230V/400V	Capacity of Breaker	5000A	
Phases	3	Starting Voltage	DC24V	

Fuel consumption

Rated output	Fuel consumption rate	
	g/KW.h	L/h
100%Standby	193 g/KW.h	654 L/h
100%Prime	192 g/KW.h	592 L/h
75%Prime	197 g/KW.h	455 L/h
50%Prime	208 g/KW.h	320 L/h
25%Prime	234 g/KW.h	180 L/h

Standards followed

ISO9001	ISO14001
ISO8528	ISO12100
ISO13849	EN12601
GB12786	GB/T2820
IEC60034	IEC60204
CE	RETIE



Dimensions and Weights

Type	Open	Silent
Length(mm)	8050	9000
Width(mm)	2560	2850
Height(mm)	2720	3100
Weight(kg)	20250	24200
Base fuel tank volume (L)	N/A	N/A

Engine specification

Basic parameter	
Manufacturer	MTU
Model	20V4000G34F
No. of cylinder	20
Type	4 cycle, 90°Vee
Prime Power	2590kw /3453HP
Standby Power	2849kw /3798HP
Induction system	Turbocharged and Water cooled
Governor	ECM
Bore x Stroke	170x210mm
Displacement	95.4L
Compression ratio	16.4 : 1
Oil Capacity(Total)	390L
Coolant Capacity(Engine only)	205L
Cranking Motor Voltage	DC24V
Fuel System	
Fuel pressure at fuel feed connection, min.	-0.1bar
Fuel pressure at fuel feed connection, max.	+1.5bar
Lubrication system	
Oil Pressure	
Lube oil pressure before engine, alarm	3.5bar
Lube oil pressure before engine, shutdown	3.2bar
Max. allowable oil temperature	105°C
Oil Pan capacity - Low/High	245/340L
Total system capacity	390L

Combustion Air	
Charge-air pressure before cylinder - CP	2.6bar
Charge-air pressure before cylinder - FSP	2.9bar
Combustion air volume flow - CP	2.9m³/s
Combustion air volume flow - FSP	3.2m³/s
Exhaust system	
Exhaust volume flow	7.8m³/s
Standard exhaust pipe diameter	251mm

Cooling system	
Coolant capacity	
---Engine only	205L
---Total system	609L
Cooling equipment: operating pressure	2.5bar
Coolant temperature	100°C
Coolant temperature after engine, alarm	102 °C
Coolant temperature after engine, shutdown	104°C

Electric system	
Min. recommended battery capacity (24V)	
Starter, rated power	2X7.5KW
Starter, rated voltage	24V
Starter, power requirement max.	1450A
Starter, power requirement at firing speed	1300A
Start attempt duration, max.	30S

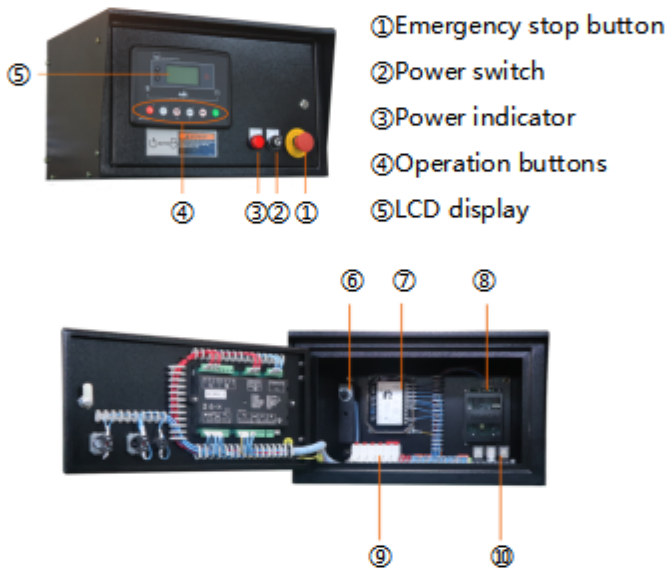
Alternator specification

Phases	3	Coating	Vacuum impregnation
Poles	4	Insulation class	H
Power factor(cosφ)	0.8	Protection	IP23
Winding connection	Star	Excitation system	Self-excited
Winding pitch	2/3	Bearing	Single Bearing
Voltage regulator type	AVR	Coupling	Flexible disc

Control system Introduction

Deepsea 6120 Auto start & auto mains failure control panel

Deepsea 6120 is an auto mains failure controller for single generator, it can monitor and protect the generator working all the time. it has a LCD display which clearly shows the status of the engine. this controller include seven inputs and six outputs. This controller can also be programmed using the front panel or by using DSE configuration Suite PC software



- ① Emergency stop button
- ② Power switch
- ③ Power indicator
- ④ Operation buttons
- ⑤ LCD display
- ⑥ Voltage and frequency trimmer
- ⑦ Governor
- ⑧ Charger
- ⑨ MCB
- ⑩ Relay

Key Features:

- Auto start/stop, load transfer and alarming of generator
- Remote start on or off load
- With hierarchical loading function
- Multiple start/stop cycles can be preset
- 3 phase generator and mains voltage monitoring.
- Generator/load power detection(kW, kVA, kVA_r PF)
- Overload protection (kW)
- Load current monitoring and protection
- Engine speed protection
- Engine pre-heat
- Engine start idle & stop idle
- Battery voltage monitoring
- Start under the low battery
- 4 active outputs
- 4 digital inputs and 3 analogue inputs.
- 6 Custom digital input
- 6 outputs(4 configurable on magnetic pick-up, 6 configurable on Canbus version)
- DSE2130,DSE2157,DSE2548 expansion module can be connected
- Support 0-10V or 4-20mA oil pressure sensor

Main features:

- Multi language display
- Mains failure self starting
- The running time of the engine can be recorded to facilitate the maintenance and repair of the unit
- User-friendly set-up and button layout
- LCD display can display multiple parameters at the same time
- Support EFI engine
- IP65 rating (with optional gasket)
- PC and front panel configuration
- 100 event records
- Data recording and trend analysis

Protection:

- Two sets of protection parameters can be preset
- Normal alarm, electrical trip and shutdown alarm can be set to effectively monitor the engine speed,oil pressure, water temperature and oil level, as well as the frequency, voltage, current and power of the alternator, for complete engine/alternator protection
- Low Oil Pressure
- High water Temperature
- High voltage and low voltage
- Overspeed
- Emergency stop
- Fail to start

AOSIF Soundproof Canopy Introduction:

Standard Type :

- The arc angle structure makes the appearance beautiful and not easy to bump
- High quality coating powder, chemical surface treatment & 100-120um coating thickness greatly improving the anti-corrosion and anti rust level
- Stainless steel hinge & door lock are beautiful and anti-rust
- 2.0mm cold rolled plate used makes the body more solid
- The bottom forklift and loading port design enables easy loading and unloading
- The drainage outlets are all connected to the outside for easy operation
- The sufficient air in & out design ensure long-term and stable operation of the unit
- Isolation net is designed for air inlet, exhaust outlet and muffler outlet to prevent objects from entering the unit
- High density foam used inside effectively reduces noise
- Ceiling Lighting is equipped for easy operation
- The built-in base fuel tank with fuel filler set on the shell facilitates refueling
- Models above medium power range are designed with top hoisting mechanism to facilitate transportation of the unit.

Imitated container type :

- The shell is made of 3.0mm hot rolled steel plate so as to withstand the lifting capacity of 15-ton without deformation
- The switch cabinet and control panel are respectively set on both sides of the shell for easy maintenance & operation
- The shell looks similar to standard container, and can be loaded into 40HQ container for transportation, which is convenient for shipping
- The lifting eye holes are designed on the top same as the standard container for easy handling
- High density foam used inside effectively reduces noise
- The built-in base fuel tank with fuel filler set on the shell facilitates refueling
- Double emergency stop button set on different surfaces enables quick response to operation requirements
- The shell base is independent from the unit with 3mm thick checkered steel plate floor, which is beautiful & antiskid, and is convenient for overhaul & maintenance of the unit
- The door handle, lock and hinge are all made of stainless steel to avoid rusting
- The air out louver made of the mesh plate with podwer coating and pasted with high-density glass fiber is beautiful and not easy to rust, and can further reduce the noise
- Isolation net is designed for air inlet, exhaust outlet and muffler outlet to prevent objects from entering the unit
- The sufficient air in & out design ensure long-term and stable operation of the unit
- The drainage outlets are all connected to the outside for easy operation
- Ceiling Lighting is equipped for easy operation

Standard container type :


- Can be shipped on board directly during transportation
- The mesh plate with podwer coating and inner pasted with high-density glass fiber is installed inside the shell, which is beautiful and anti-rust, and can further reduce the noise
- 3mm thick checkered steel plate floor is beautiful & antiskid, and is convenient for overhaul & maintenance of the unit
- Double emergency stop button set on different surfaces enables quick response to operation requirements
- The independent daily fuel tank can be designed to put inside to meet requirements of continuous operation
- The fuel filler is set on the shell to facilitate refueling
- The switch cabinet and control panel are respectively set on both sides of the shell for easy maintenance & operation
- The air in & out louver made of the mesh plate with podwer coating and pasted with high-density glass fiber is beautiful and not easy to rust, and can further reduce the noise
- Isolation net is designed for air inlet, exhaust outlet and muffler outlet to prevent objects from entering the unit
- The sufficient air in & out design ensure long-term and stable operation of the unit
- The drainage outlets are all connected to the outside for easy operation
- Ceiling Lighting is equipped for easy operation



Decomposition diagram introduction of AOSiF Typical Canopy



Standard supply scope:



Optional supply scope:

Genset	Engine	Alternator	Control system
<ul style="list-style-type: none"> ● Tool box ● Base fuel tank ● External daily fuel tank ● Trailer 	<ul style="list-style-type: none"> ● Fuel heater ● Fuel and water separator 	<ul style="list-style-type: none"> ● Temp. detector for winding and bearing ● PMG ● Antirust, mildew and salt fog treatment ● Anti condensation heater 	<ul style="list-style-type: none"> ● ATS ● Synchronization System ● Adjustable earth relay
Breaker	Fuel system	Lub-oil system	Cooling system
<ul style="list-style-type: none"> ● ABB ● Schneider 	<ul style="list-style-type: none"> ● Low fuel level alarm ● Auto Fuel Pump ● T Valve 	<ul style="list-style-type: none"> ● Lub oil heater ● Temp.-sensor ● Oil drain Pump 	<ul style="list-style-type: none"> ● Elec.coolant Heater

Our Promises

- AOSIF Engineering provides a full line of brand new and high quality products.
- Each unit passes strictly loading test in factory before shipment.
- Quality Warranty is provided strictly in accordance with warranty terms.
- Three level service guarantee: Aosif dealers, Service outlets of engine/alternator manufacturers, Aosif service team.



XIAMEN AOSIF ENGINEERING LTD.

Marketing Center: Unit 1001, No.1 of Cheng Yi North Street, Software Park Phase III, Xiamen, China;

Factory: No.1088 Tangbian, Changtai Economic Development Zone, Zhangzhou, Fujian, China.

Website: www.aosif.com



You may get more information from our official account.

Specifications are subject to change without notice.