# AOSIF Baudouin Series

## Product introduction

AOSIF POWER GENERATION

# Model AB963 Generator set

# 875KVA/700KW




XIAMEN AOSIF ENGINEERING LTD.

# General Performance Data

| | |
|---|---|
| Prime Power | 875KVA/700KW |
| Stand by Power | 963KVA/770KW |
| Frequency/Speed | 60Hz/1800rpm |
| Rated Power Factor(cosφ) | 0.8 |
| Standard Voltage | 277V/480V |
| Phases | 3 |

| | | |
|---|---|---|
| Engine | Brand | Baudouin |
| | Model | 8M33G770/6 |
| Control module | Deepsea 6120 | |
| Rated Current | 1052A | |
| Capacity of Breaker | 1600A | |
| Starting Voltage | DC24V | |

## Fuel consumption

| Rated output | Fuel consumption rate | |
|---|---|---|
| 100%Standby | 217.8g/KW.h | 219.1L/h |
| 100%Prime | 212.8g/KW.h | 194.6L/h |
| 75%Prime | 207.8g/KW.h | 142.5L/h |
| 50%Prime | 212.7g/KW.h | 97.2L/h |
| 25%Prime | 251.5g/KW.h | 57.5L/h |

## Standards followed

| | |
|---|---|
| ISO9001 | ISO14001 |
| ISO8528 | ISO12100 |
| ISO13849 | EN12601 |
| GB12786 | GB/T2820 |
| IEC60034 | IEC60204 |
| CE | RETIE |

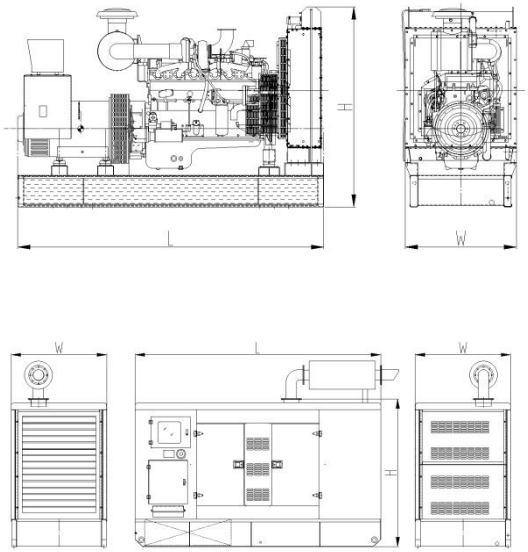


## Dimensions and Weights

| Type | Open | Silent |
|---|---|---|
| Length(mm) | 4450 | 5450 |
| Width(mm) | 1750 | 2270 |
| Height(mm) | 2320 | 2450 |
| Weight(kg) | 6735 | 9535 |
| Base fuel tank volume (L) | 1481 | 1481 |

# Engine specification

| Basic parameter | |
|---|---|
| Manufacturer | Baudouin |
| Model | 8M33G770/6 |
| No. of cylinder | 8 |
| Type | At Vee |
| Prime Power | 768Kw /1030HP |
| Standby Power | 845kw /1133HP |
| Induction system | Turbocharged and Aftercooled |
| Governor | Electronic |
| Bore x Stroke | 150x185mm |
| Displacement | 26.14L |
| Compression ratio | 15:1 |
| Oil Capacity(Total) | 105L |
| Coolant Capacity(Engine only) | 62.2L |
| Cranking Motor Voltage | DC24V |

| Fuel System | |
|---|---|
| Type Injection system | Mechanical Pump |
| Fuel supply flow | 420 L/h |

| Lubrication system | |
|---|---|
| Oil Pressure | |
| ---Idle speed | ≥2 Bar |
| ---Rated speed | 4-6.5 Bar |
| Max. allowable oil temperature | 105℃ |
| Offset sump oil capacity: low/high | 90/105L |
| Total system capacity | 105L |

| Air induction system | |
|---|---|
| Maximum allowable intake air restriction | |
| ---with clean filter element | ≤35mBar |
| ---with dirty filter element | ≤62mBar |
| Air intake temperature rise | ≤30℃ |

| Exhaust system | |
|---|---|
| Max. allowable back pressure | 75mBar |
| Standard exhaust pipe diameter | 190mm |

| Cooling system | |
|---|---|
| Coolant capacity | |
| ---Engine only | 62.2L |
| ---Radiator and pipes | 89 L |
| Radiator type | Mechanical |
| Cooling fan airflow | 1100m³/min |
| System designed for ambient temperature up to | 50°C |
| Coolant alarm (shutdown) temperature | 108℃ |

| Electric system | |
|---|---|
| Electrical system voltage (negative to ground) | DC24V |
| Starter power | 8.5KW |
| Battery charger current | 55A |
| Battery charger absorbed power | 1.5KW |
| Max. allowable resistance of Starting circuit | 0.008ohm |
| Min. cold start temperature without auxiliary starting device | -10℃ |
| Min. cold start temperature with auxiliary starting device | -20℃ |

# Alternator specification

| | | | |
|---|---|---|---|
| Manufacturer | LEROY SOMER | Model | TAL-A49-B |
| Phases | 3 | Coating | Vacuum impregnation |
| Poles | 4 | Insulation class | H |
| Power factor(cosφ) | 0.8 | Protection | IP23 |
| Winding connection | Star | Excitation system | Self-excited |
| Winding pitch | 2/3 | Bearing | Single Bearing |
| Voltage regulator type | AVR | Coupling | Flexible disc |

# Control system Introduction

## Deepsea 6120 Auto start & auto mains failure control panel

**Deepsea 6120** is an auto mains failure controller for single generator, it can monitor and protect the generator working all the time. it has a LCD display which clearly shows the status of the engine. this controller include seven inputs and six outputs. This controller can also be programmed using the front panel or by using DSE configuration Suite PC software

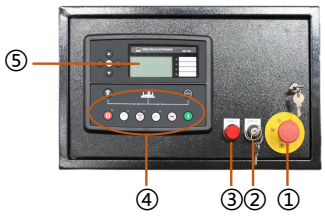


①Emergency stop button
②Power switch
③Power indicator
④Operation buttons
⑤LCD display




⑥Voltage and frequency trimmer
⑦Governor
⑧Charger
⑨MCB
⑩Relay

## Key Features:

- Auto start/stop, load transfer and alarming of generator
- Remote start on or off load
- With hierarchical loading function
- Multiple start/stop cycles can be preset
- 3 phase generator and mains voltage monitoring.
- Generator/load power detection(kW, kVA, kVAr PF)
- Overload protection (kW)
- Load current monitoring and protection
- Engine speed protection
- Engine pre-heat
- Engine start idle & stop idle
- Battery voltage monitoring
- Start under the low battery
- 8 configurable outputs
- 8 configurable input
- Integral PLC editor
- TIer 4 CAN engine support
- Data logging facility
- DSE2130,DSE2157,DSE2548 expansion module can be connected
- Support 0-10V or 4-20mA oil pressure sensor

## Main features:

- Multi language display
- Mains failure self starting
- The running time of the engine can be recorded to facilitate the maintenance and repair of the unit
- User-friendly set-up and button layout
- LCD display can display multiple parameters at the same time
- Support EFI engine
- IP65 rating (with optional gasket)
- PC and front panel configuration
- 100 event records
- Data recording and trend analysis

## Protection:

- Two sets of protection parameters can be preset
- Normal alarm, electrical trip and shutdown alarm can be set to effectively monitor the engine speed,oil pressure, water temperature and oil level, as well as the frequency, voltage, current and power of the alternator, for complete engine/alternator protection
- Low Oil Pressure
- High water Temperature
- High voltage and low voltage
- Overspeed
- Emergency stop
- Fail to start

# Decomposition diagram introduction of AOSIF Typical Canopy




# Standard supply scope:






① Engine
② AC Alternator
③ Cooling Radiator
④ Auto Start Control Panel
⑤ Main Ciruit Breaker
⑥ Built in Shock Pad
⑦ High Strength Frame
⑧ Exhaust silencer
⑨ Bellow
⑩ Starting battery

# Optional supply scope:

| Genset | Engine | Alternator | Control system |
|---|---|---|---|
| • Tool box<br>• Base fuel tank<br>• External daily fuel tank<br>• Trailer | • Fuel heater<br>• Fuel and water separator | • Temp. detector for winding and bearing<br>• PMG<br>• Antirust, mildew and salt fog treatment<br>• Anti condensation heater | • ATS<br>• Synchronization System<br>• Adjustable earth relay |
| **Breaker** | **Fuel system** | **Lub-oil system** | **Cooling system** |
| • ABB<br>• Schneider | • Low fuel level alarm<br>• Auto Fuel Pump<br>• T Vlave | • Lub oil heater<br>• Temp.-sensor<br>• Oil drain Pump | • Elec.coolant Heater |

# Our Promises

- AOSIF Engineering provides a full line of brand new and high quality products.
- Each unit passes strictly loading test in factory before shipment.
- Quality Warranty is provided strictly in accordance with warranty terms.
- Three level service guarantee: Aosif dealers, Service outlets of engine/alternator manufacturers, Aosif service team.



XIAMEN AOSIF ENGINEERING LTD.

Marketing Center: Unit 1001,No.1 of Cheng Yi North Street,Software Park Phase III ,Xiamen ,China;

Factory: No.1088 Tangbian, Changtai Economic Development Zone, Zhangzhou,Fujian,China.

Website: www.aosif.com

**You may get more information from our official account.**

**Specifications are subject to change without notice.**